

Access to all coronary
and peripheral
vasculature

Technical Details

Guiding Introducer Sheath

Material - outer	Stainless steel reinforced polymer
Material - inner	PTFE liner
Sheath coating	Hydrophobic
Sheath tip	Smooth taper with radiopaque platinum iridium marker band
French size	4, 5, 6, 7, 8F
Length	15, 45, 60, 90cm
Sidearm/hemostatic valve	Detachable with color coded 3-way stopcock

Size	Length	Straight	Multipurpose MP	Left Internal Mammary Artery LIMA	Renal Double Curve RDC	Hockey Stick HS	Inner Diameter (minimum)	Dilator Guidewire Compatibility	Case Qty.
4F	15cm*						1.60mm / 0.063"	0.035" and 0.018"	5
4F	45cm						1.60mm / 0.063"	0.035"	5
4F	60cm						1.60mm / 0.063"	0.035"	5
4F	90cm						1.60mm / 0.063"	0.035"	5
5F	15cm*						1.92mm / 0.075"	0.035" and 0.018"	5
5F	45cm		613950	613972	613973	613974	1.92mm / 0.075"	0.035"	5
5F	60cm		613951				1.92mm / 0.075"	0.035"	5
5F	90cm		613952	613953			1.92mm / 0.075"	0.035"	5
6F	15cm*						2.25mm / 0.088"	0.035" and 0.018"	5
6F	45cm		613956	613975	613976	613977	2.25mm / 0.088"	0.035"	5
6F	60cm		613957				2.25mm / 0.088"	0.035"	5
6F	90cm		613958	613959			2.25mm / 0.088"	0.035"	5
7F	15cm*						2.55mm / 0.100"	0.035" and 0.018"	5
7F	45cm		613962	613978	613979	613980	2.55mm / 0.100"	0.038"	5
7F	60cm		613963				2.55mm / 0.100"	0.038"	5
7F	90cm		613964	613965			2.55mm / 0.100"	0.038"	5
8F	15cm*						2.88mm / 0.113"	0.035" and 0.018"	5
8F	45cm		613968				2.88mm / 0.113"	0.038"	5
8F	60cm		613969				2.88mm / 0.113"	0.038"	5
8F	90cm		613970	613971			2.88mm / 0.113"	0.038"	5

*15cm versions come with two dilators (0.035" and 0.018")



Not made with natural rubber latex



Not made with DEHP

Indications for Use

The COMPASS™ Guiding Introducer Sheath is indicated to be used for introduction of interventional and diagnostic devices into the peripheral (and coronary) vasculature. The device is also intended to be used within a pediatric population. Refer to Instructions for Use for relevant warnings, precautions, complications, and contraindications.

Rx only

COMPASS is a trademark of B. Braun Interventional Systems Inc.

©2022 B. Braun Interventional Systems Inc.

CV-2093 1/22

Distributed by:

B. Braun Interventional Systems Inc. | Part of the B. Braun Group of Companies

Bethlehem, PA 18018 | USA | Tel 877-836-2228 | Fax 610-849-1334 | www.bisusa.com



PRECISION.
VERSATILITY.
DELIVERY.

COMPASS™

Guiding Introducer Sheath

*Designed for exceptional kink-resistant performance
to support complex vascular access*

COMPASS™

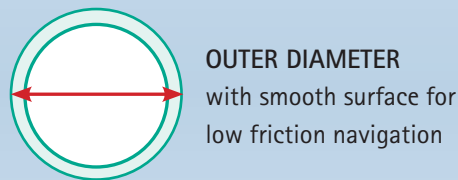
Guiding Introducer Sheath
Focus on the Intervention

Kink-Resistant Introducer Sheath

Easy insertion, smooth navigation and superb visibility

COMPASS™ Guiding Introducer Sheath is designed to combine optimal performance with excellent pushability and trackability.

While maintaining its inner diameter, the COMPASS™ Guiding Introducer Sheath allows for smooth device passage and has an exceptionally small kink-radius, resulting in non-ovaling effect. The detachable hemostatic valve provides flexibility and versatility, giving you the ability to focus on the intervention.



OUTER DIAMETER
with smooth surface for
low friction navigation

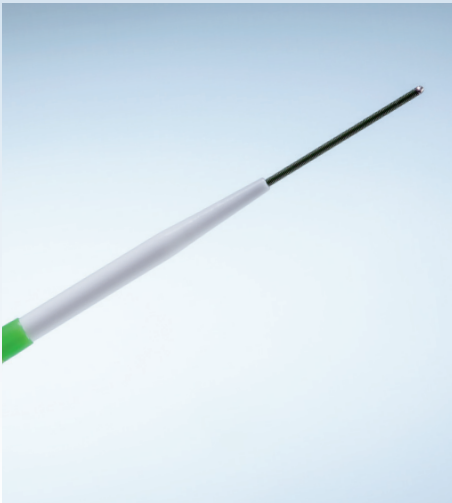


INNER DIAMETER
with PTFE liner for smooth
device delivery

WHAT CLINICIANS LIKE:

ATRAUMATIC TIP

Designed for smooth and easy insertion



PLATINUM IRIIDIUM MARKER BAND

For excellent radiopacity




HYDROPHOBIC COATING

Allowing for effortless and durable
gliding properties, no matter if wet or dry




LOCKING DILATOR WITH SNAP-FIT

Secures the dilator for safe insertion
with an easy click



DETACHABLE HEMOSTATIC VALVE


Provides uncompromised hemostasis



OPTIONAL TIP DESIGNS

To accommodate variations in vessel
anatomy


MP
Multipurpose



LIMA
Left Internal Mammary Artery



RDC
Renal Double Curve



HS
Hockey Stick

